
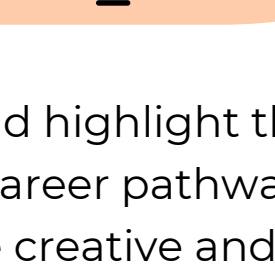


HOW TO RUN AN EVENT

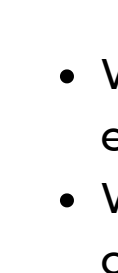


1. INITIAL IDEAS

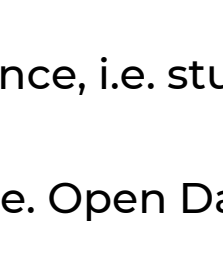


National Skills Week aims to showcase and highlight the diversity of vocational education, the opportunities, career pathways and success stories. You have complete freedom to be creative and innovative when planning your event, however the event should aim to fulfil the objectives of National Skills Week, outlined below:

- Raise the status of practical and vocational learning, enabling all Australians to gain a greater understanding of the opportunities, their potential, and how they can contribute to a successful, modern economy.
- To articulate and advocate – “learning by doing is as important as academic learning”.
- To showcase examples of the many pathways to success and to dispel some of the out-dated myths often associated with vocational training.
- To shine a spotlight on the achievements and success stories of practical learners.
- Highlight opportunities for minority groups such as Indigenous Australians and workers with disabilities or encourage women to get into non-traditional trades such as building and construction or automotive.
- To highlight the talent and skills of apprentices to the wider public and employers- i.e. through WorldSkills competitors, Australian Apprenticeships Ambassadors etc.
- Profile RTO’s, Trade Training Centres in schools (VETiS), GTO’s and employers.
- Showcase the vocational landscape, its diversity and the opportunities for young and old.

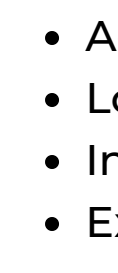


2.DEFINE WHO, WHAT & WHY?




We suggest starting your planning with the following initial thoughts

- Who is the event going to be for (audience, i.e. students, teachers, employers, etc.)?
- What type of event will I host (format, i.e. Open Day, competition, online or on campus etc.)?
- Why am I going to hold this event (objectives, i.e. what do I want to promote, what outcome do I wish to achieve)?




3. AUDIENCE

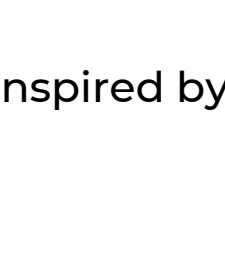


Identifying your target audience is essential in developing your event. When defining your target audience and ensuring it is consistent with your event objectives and format, you may want to consider the following:

- Age;
- Location;
- Interests
- Experience in the subject area of your event; and
- Why they would want to attend your event



4. TYPE AND FORMAT



Considering the subject matter, theme and format of your event will determine the type of event you host. Also you need to consider your audience when developing your event’s type and format. What type of event would they be interested in? Inspiration for event ideas can be found almost anywhere. A few suggestions are:

- Consider topical issues in the media (newspapers, magazines, radio, television, internet);
 - Research other festivals and events; or
 - Brainstorm with your colleagues and get inspired by previous National Skills Week events.
- Some popular event formats include:

- Hands-on activities;
- Displays or exhibitions;
- Public discussions or debates;
- Demonstrations;
- Online activities like competitions etc. or
- talks and presentations




4.OBJECTIVES

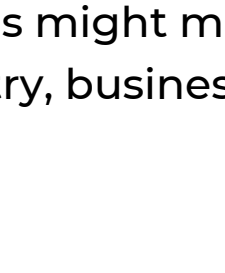


Along with defining your target audience and your event format and type, you will need to consider your objectives. Over the period of planning, implementing and evaluating your event, the objectives will always be a strong reference point to keep you on track, and can be used as a guideline by others involved.

Make sure your objectives are written down clear and concise for future reference. To determine your objectives, think about what you hope to achieve for your organisation and your participants.



5. GATHER A TEAM

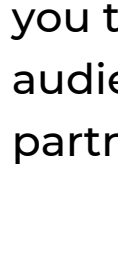


No matter the scale of your event, you will most probably need to work with others to run it. Consider how many people you will need to:

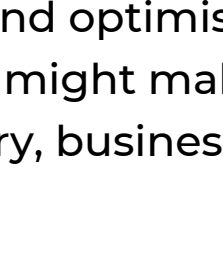
- Plan the event;
- Publicise the event; and
- Set up and run the event on the day (presenting, chairing, helping, catering, and cleaning up).

The number of people required will largely depend on the size and scope of the event. When bringing a team together, consider that each member of the event team should have a skills that will contribute to the event, this could be in event management, media relations, skills to display at the event etc.

You can also consider working with a partner organisation to allow you to share best practice, combine resources and optimise both your audiences. Consider what types of organisations might make a good partner for your event (i.e. schools, RTOs, industry, business etc.).



6. PREPARE THE BUDGET



A budget for your event is imperative and it is important to plan carefully and be diligent with your budget. To prepare your budget you will need to consider the income and expenses of the event.

Whatever your maximum budget, always allow some contingency for unseen incidental costs as these will inevitably occur. When preparing your budget, be aware of the following:

- Identify all items of expenditure early in the event planning e.g. administration, event delivery, marketing and communication;
- Make sure the budget represents true costs. Hidden costs, such as hiring extra equipment that was originally under-estimated can be significant.
- Most events will attract some income, whether it’s direct (such as tickets, catering, car parking) or indirect (such as advertising, sponsorships, sales, donations).
- Show all sponsorships as income. It is best not to overestimate the amount. Remember that it may cost money to obtain a sponsorship and this cost should also be included in expenditure.

The number of people required will largely depend on the size and scope of the event. When bringing a team together, consider that each member of the event team should have a skills that will contribute to the event, this could be in event management, media relations, skills to display at the event etc.

You can also consider working with a partner organisation to allow you to share best practice, combine resources and optimise both your audiences. Consider what types of organisation might make a good partner for your event (i.e. schools, RTOs, industry, business etc.).



7. PLANNING & IMPLEMENTING




By now you should have:

- Defined the who, what and why of the event;
- Gathered a team; and
- Prepared the budget.

This is your foundation to the structure of your event; now you can start detailed preparations for your event.

Questions?

 Contact Anne Cazar at 0438 808 848

 nationalskillsweek.com.au